

Product Information

ZERENA 9|7 BTE 105

Zerena 9|7 BTE 105 is Bernafon's strongest, most advanced hearing instrument for users with moderate to profound hearing losses. It is a Made for iPhone® hearing instrument and supports Bluetooth® Low Energy (BLE) at 2.4 GHz. Powered by a new chip platform and featuring the new Dynamic Environment

Control System™ or DECS™, the most advanced features work together for boundless, seamless hearing. Zerena BTE 105 is available with an earhook and compatible with the miniFit thin tube system for use with a variety of custom molds and domes.

MINIFIT 0.9 MM



ZR 9|7 B 105

MINIFIT 1.3 MM



ZR 9|7 B 105

EARHOOK



ZR 9|7 B 105

Made for



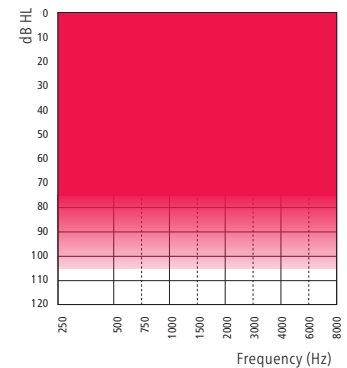
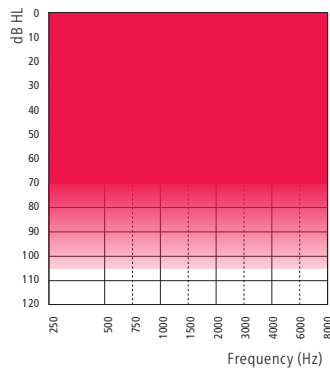
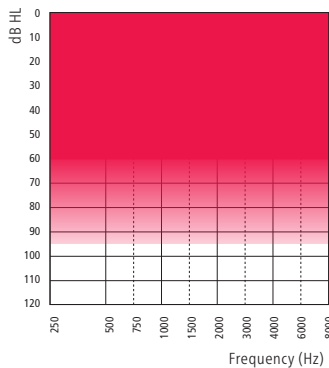
iPod



iPhone



iPad



Technical Features

- 13 size battery
- Double push button
- Telecoil
- Auto Telephone (detection)
- miniFit thin tube
- Hydrophobic coating
- IP68 rated

Connectivity Features

- 2.4 GHz stereo streaming
- EasyControl-A app (for iOS and Android™)
- RC-A (remote control)
- TV-A (TV adapter)
- FittingLINK 3.0 (wireless programming interface)

Zerena is compatible with iPhone 7 Plus, iPhone 7, iPhone SE, iPhone 6s Plus, iPhone 6s, iPhone 6 Plus, iPhone 6, iPhone 5s, iPhone 5c, iPhone 5, 9.7-inch iPad Pro, 12.9-inch iPad Pro, iPad Air 2, iPad Air, iPad (4th generation), iPad mini 4, iPad mini 3, iPad mini 2, iPad mini, and iPod touch (5th and 6th generation). Devices must be running iOS 9.3 or later. For information on compatibility, please visit www.bernafon.com/products/accessories.

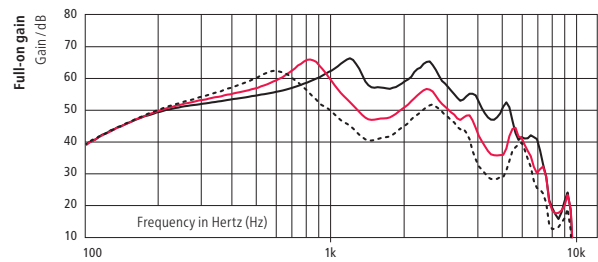
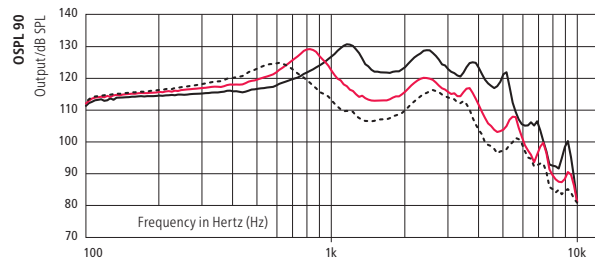
Apple, the Apple logo, iPhone, iPad, iPod touch, and Apple Watch are trademarks of Apple Inc., registered in the U.S. and other countries. App Store is a service mark of Apple Inc. Android, Google Play, and the Google Play logo are trademarks of Google Inc.

The Bluetooth® word mark and logos are registered trademarks owned by the Bluetooth SIG, Inc. and any use of such marks by William Demant Holding A/S is under license. Other trademarks and trade names are those of their respective owners.

ZERENA 9

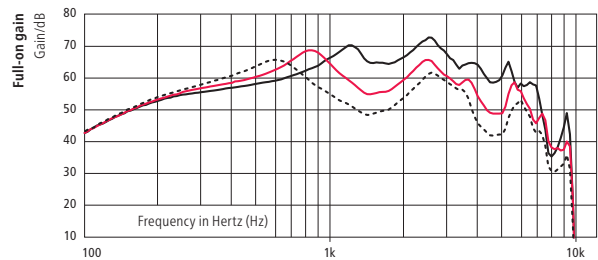
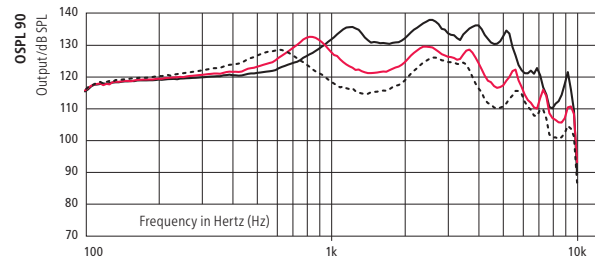
— Earhook
 — Thin tube 1.3 mm
 - - - Thin tube 0.9 mm

2CC COUPLER



	EARHOOK	THIN TUBE 1.3	THIN TUBE 0.9
OSPL90, Peak (dB SPL)	131	129	125
OSPL90, 1600 Hz (dB SPL)	122	113	107
OSPL90, HFA (dB SPL)	126	118	112
Full-on Gain, Peak (dB)	66	66	62
Full-on Gain, 1600 Hz (dB)	57	47	41
Full-on Gain, HFA (dB)	62	54	47
Reference Test Gain (dB)	50	43	36
Quiescent Current (mA)	1.6	1.6	1.6
Operating Current (mA)	1.9	2.0	1.9
Battery Size	13	13	13
Distortion 500/800/1600 Hz (%)	<4/<2/<2	<2/<2/<2	<2/<2/<2
Frequency Range (Hz)	100-5800	100-6700	100-6900
Equivalent Input Noise ¹⁾ dB(A)	14	19	20
Telecoil 1 mA/m 1600 Hz, IEC (dB SPL)	89	79	73
Telecoil HFA SPLITS (dB SPL)	107	99	93

EAR SIMULATOR



	EARHOOK	THIN TUBE 1.3	THIN TUBE 0.9
OSPL90, Peak (dB SPL)	138*	132*	128
OSPL90, 1600 Hz (dB SPL)	130	121	115
OSPL90, HFA (dB SPL)	-	-	-
Full-on Gain, Peak (dB)	73	69	66
Full-on Gain, 1600 Hz (dB)	65	56	49
Full-on Gain, HFA (dB)	-	-	-
Reference Test Gain (dB)	56	47	41
Quiescent Current (mA)	1.6	1.5	1.6
Operating Current (mA)	1.7	1.7	1.7
Battery Size	13	13	13
Distortion 500/800/1600 Hz (%)	<7/<4/<2	<3/<2/<2	<2/<2/<2
Frequency Range (Hz)	-	-	-
Equivalent Input Noise ¹⁾ dB(A)	18	22	22
Telecoil 1 mA/m 1600 Hz, IEC (dB SPL)	96	87	81
Telecoil HFA SPLITS (dB SPL)	-	-	-

1) Technical data measured with expansion, corresponding to the test box measurement settings.

"2cc" refers to a coupler according to IEC 60318-5:2006. "Ear simulator" refers to a coupler according to IEC 60318-4:2010.

Applied versions: IEC 60118-0 /A1:1994, IEC 60118-1 /A1:1998, IEC 60118-7: 2005, ANSI S3.22: 2014, IEC 60118-0:2015

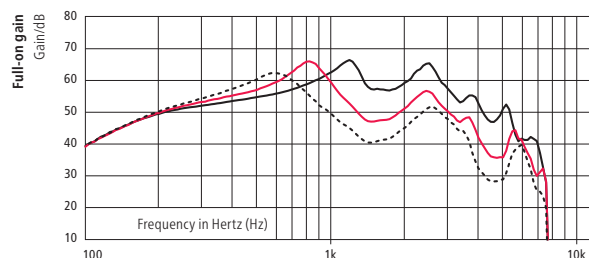
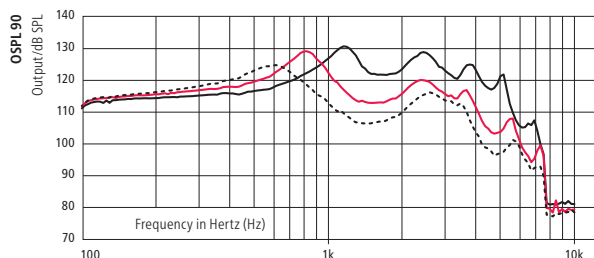
Full-on gain is measured with the gain control of the hearing aid set to its full-on position minus 20 dB and with an input SPL of 70 dB.

This is to obtain a gain response equal to the full-on gain response from e.g. IEC 60118-0+A1:1994 but without influence of feedback.

* Special care should be taken when fitting and using a hearing instrument with maximum sound pressure capability in excess of 132 dB SPL (IEC 60318-4) since there may be a risk of impairing the remaining hearing of the hearing instrument user.

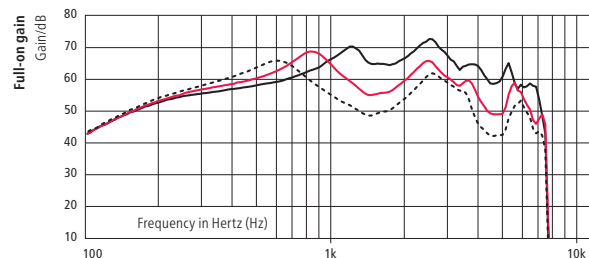
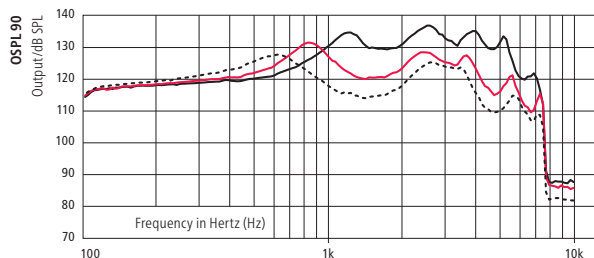
— Earhook
 — Thin tube 1.3 mm
 Thin tube 0.9 mm

2CC COUPLER



	EARHOOK	THIN TUBE 1.3	THIN TUBE 0.9
OSPL90, Peak (dB SPL)	131	129	125
OSPL90, 1600 Hz (dB SPL)	122	113	107
OSPL90, HFA (dB SPL)	126	119	112
Full-on Gain, Peak (dB)	66	66	62
Full-on Gain, 1600 Hz (dB)	57	47	41
Full-on Gain, HFA (dB)	62	54	47
Reference Test Gain (dB)	50	43	36
Quiescent Current (mA)	1.6	1.6	1.6
Operating Current (mA)	1.9	2.0	1.9
Battery Size	13	13	13
Distortion 500/800/1600 Hz (%)	<4/<2/<2	<2/<2/<2	<2/<2/<2
Frequency Range (Hz)	100-5800	100-6700	100-6700
Equivalent Input Noise ¹⁾ dB(A)	14	18	22
Telecoil 1 mA/m 1600 Hz, IEC (dB SPL)	89	79	73
Telecoil HFA SPLITS (dB SPL)	106	100	93

EAR SIMULATOR



	EARHOOK	THIN TUBE 1.3	THIN TUBE 0.9
OSPL90, Peak (dB SPL)	138*	132*	128
OSPL90, 1600 Hz (dB SPL)	130	121	115
OSPL90, HFA (dB SPL)	—	—	—
Full-on Gain, Peak (dB)	73	69	66
Full-on Gain, 1600 Hz (dB)	65	56	50
Full-on Gain, HFA (dB)	—	—	—
Reference Test Gain (dB)	56	47	41
Quiescent Current (mA)	1.6	1.5	1.6
Operating Current (mA)	1.7	1.6	1.7
Battery Size	13	13	13
Distortion 500/800/1600 Hz (%)	<7/<4/<2	<3/<2/<2	<2/<2/<2
Frequency Range (Hz)	—	—	—
Equivalent Input Noise ¹⁾ dB(A)	18	24	25
Telecoil 1 mA/m 1600 Hz, IEC (dB SPL)	96	87	81
Telecoil HFA SPLITS (dB SPL)	—	—	—

1) Technical data measured with expansion, corresponding to the test box measurement settings.

"2cc" refers to a coupler according to IEC 60318-5:2006. "Ear simulator" refers to a coupler according to IEC 60318-4:2010.

Applied versions: IEC 60118-0 /A1:1994, IEC 60118-1 /A1:1998, IEC 60118-7: 2005, ANSI S3.22: 2014, IEC 60118-0:2015

Full-on gain is measured with the gain control of the hearing aid set to its full-on position minus 20 dB and with an input SPL of 70 dB.

This is to obtain a gain response equal to the full-on gain response from e.g. IEC 60118-0+A1:1994 but without influence of feedback.

* Special care should be taken when fitting and using a hearing instrument with maximum sound pressure capability in excess of 132 dB SPL (IEC 60318-4) since there may be a risk of impairing the remaining hearing of the hearing instrument user.

FEATURE OVERVIEW

	ZERENA 9	ZERENA 7
DECS™ (Dynamic Environment Control System™)		
Dynamic Noise Management™		
Dynamic Directionality	2 Settings	1 Setting
Dynamic Noise Reduction	4 Settings	4 Settings
Dynamic Amplification Control System™		
Speech in Noise	6 Settings	4 Settings
Comfort in Noise	4 Settings	2 Settings
Dynamic Speech Processing™		
ChannelFree™	●	●
Speech Cue Priority™	●	●
SPEECH		
Low Frequency Enhancer	●	●
Frequency Composition™	●	●
COMFORT		
Binaural Noise Manager	●	●
Adaptive Feedback Canceller	●	●
Transient Noise Reduction	4 options	3 options
Wind Noise Manager	●	●
Dynamic Range Extender	●	-
Soft Noise Management	●	●
PROCESSING		
Frequency Bandwidth	10 kHz	8 kHz
Fitting Bands	16	14
DIRECTIONALITY CONTROLS		
Fixed Dir	●	●
Fixed Omni	●	●
True Directionality™	●	-
INDIVIDUALIZATION		
Program Options/Memories	14/4	13/4
Binaural Coordination: VC, Program Change, Mute	●	●
Adaptation Manager	●	●
Transition Level	3 options	3 options
Data Logging	●	●

Zerena 9|7 B 105 can be programmed with Oasissm 2017.1 or higher

Operating Conditions

- Temperature: +33.8 °F to +104°F
- Humidity: 5 % to 93 %, non-condensing

Storage and Transportation Conditions

Temperature and humidity shall not exceed the below limits for extended periods during transportation and storage:

- Temperature: -13°F to +140°F
- Humidity: 5 % to 93 %, non-condensing



Waste from electronic equipment must be handled according to local regulations.


CE 0543 0682

Manufacturer:

Bernafon AG
Morgenstrasse 131
3018 Bern
Switzerland
www.bernafon.com

United States of America

Bernafon, LLC
2501 Cottontail Lane
Somerset, NJ 08873
Phone +1 888-941-4203
Fax +1 732-560-4877

SWISS 
Engineering

www.bernafon.com

bernafon 
Your hearing • Our passion